




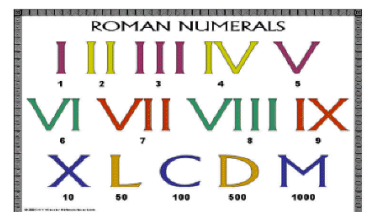
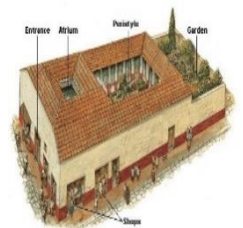
I am Warrior!



Select task(s) from the list below to complete for your family fun homework project.

Homework due: 2 weeks after the start of term.

- Write some number calculations using Roman numerals for your friends to solve.
- Watch the closing credits of your favourite British TV programme. Can you find the Roman numerals at the end? What year was your programme made?
- Find out the dates of birth of your family and friends and record them in Roman numerals.
- Research Roman life using books from your local library. Which were most useful? Recommend the best one to your classmates.
- Find out if there are any Roman forts or settlements near where you live. Try to visit one with your family. Take lots of photographs of what you see.
- Look at Roman artefacts in detail at a local museum or on the British Museum website. Create a PowerPoint presentation showing the artefacts that most interest you and provide information about what they were used for.
- Look at holiday brochures and online information to find out about modern day Rome as a tourist destination. Which tourist attractions would you visit? What is the weather like? Where else would you like to go in Italy?
- Try to find a map of Roman Britain. Find out about some of the names of towns and cities. What are their modern names?
- Read a book or watch a film on a Roman theme. Write a review to let your classmates know what you thought about it.
- Write a diary entry as if you are a Roman soldier, a slave in a Roman villa or a Celtic child. What is your typical day like?
- Use an online translation tool to write well-known phrases in Latin, the language of the Romans. Perhaps you could write a birthday (or seasonal) greeting?
- Find some proverbs with Roman origins. Choose one and write it in your best handwriting with a suitable illustration. Can you explain to your family what it means or what advice it gives?
- Create a wordsearch or crossword puzzle containing some of the key Roman vocabulary you have learnt. Bring your puzzle to school for your friends to solve.
- Make a model of a Roman villa using junk materials such as cereal boxes, coloured paper, tin foil and cardboard tubes. Use online images and pictures in non-fiction books to inspire the layout of your villa.
- Create a multiple choice quiz on the theme of Roman life. Try it out on your family, then bring it to school and test your friends. Make sure you research and check the answers carefully!
- Make a drawing of a Roman god or goddess. Write a factfile of information about them.
- Create your own Celtic costume. Tartan pyjama bottoms and blankets may come in handy! You could borrow a brooch to secure your cloak or some Celt-inspired jewellery. Hair gel and blue face paint are essential if you are going into battle!





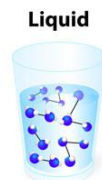
Potions



Select task(s) from the list below to complete for your family fun homework project.

Homework due: 2 weeks after the start of term.

- Make a list of all the solids, liquids and gases you can find at home. Are they kept safely?
- Make a sketch of any interesting bottles you have at home. Remember to add patterns, textures, shading and finer details!
- Make home-made perfume or potions using things you find in the garden or bathroom. (Check with an adult before you start about which substances are safe to use.) Use a pestle and mortar to grind up the things you find. Add liquid and strain to get rid of the lumpy bits! What have you made?
- Calculate how many litres of water it takes to fill your bath. Which uses less water, the shower or the bath? How can you find out?
- Make ice lollies at home. Can you add a surprise ingredient that reveals itself as the ice melts?
- Visit your local library or book shop to search for other plays and stories on the theme of potions. Write a book review and share it with others in your class.



Traders and Raiders

Select task(s) from the list below to complete for your family

fun homework project.

Homework due: 2 weeks after the start of term.

- Visit your local library and find out about any Saxon or Viking invasions in your local area or county.
- Try making some Anglo-Saxon bread or Viking flatbread (search online for recipes).
- Look at King Alfred's pledge: 'I desired to live worthily as long as I lived, and to leave after my life, to the men who should come after me, the memory of me in good works'. Write your own pledge - how would you like to be remembered in the future?
- Look at images of Anglo-Saxon coins. Can you design your own coin? You could draw a picture or use modelling clay or other materials to make your coin look like metal - use your imagination!
- Do some research about Viking names and their meanings, and make up some suitable Viking names for your friends and family. Remember to describe something about the person's appearance or characteristics.
- Research some simple Viking embroidery patterns. Using a needle and coloured threads, embroider a small handkerchief. Maybe you could give it to someone as a present?
- Look at animals in Viking art (search online for Urnes or Jelling style). Can you design and draw your own imaginary beast to make a fantastic pattern?
- Find out more about the futhork or runic alphabet used by the Vikings. Write a short message using the runic characters. They wrote on wood, bone and stone. What will you use?
- Listen online to someone speaking Old English or Old Norse. Can you recognise any of the words? Can you learn how to express a greeting phrase in one of these ancient languages?
- Imagine you are a Viking skald, or poet. Create a poem to sing the praises of a friend or family member.
- Dress up in a typical Saxon or Viking costume. Are you a farmer, warrior, child or tradesperson? Red and gold were favourite colours but poorer people might not be able to afford to dye their cloth.
- Find out about real treasure (often known as hoards) discovered from this period. Sutton Hoo and the Staffordshire Hoard are good examples. You might find information on hoards close to your school. However, exact locations are often kept secret. Can you think why?



or





Burps, Bottoms and Bile

Select task(s) from the list below to complete for your family



fun homework project.

Homework due: 2 weeks after the start of term.

- Keep a food diary and notice what happens as certain foods (like beetroot, sweetcorn, asparagus or blueberries) pass through your body.
- Who spends the most time in the bathroom in your house? Make some observations and display your findings in a graph or chart!
- Find out how to look after your digestive system with some colon-cleansing foods (cider vinegar, flax seeds, avocado and spinach are good) and make a song/poster encouraging people to look after their guts!
- Learn how to boost your immune system. Make a poster or advert for a doctor's surgery helping people to avoid falling victim to the flu season.
- Do you have any horrid habits (like nail biting, nose or ear picking)? What habits do you dislike in others? Think up some tips on how to give up a horrid habit
- .Have a burping /belching competition with family or friends! Set rules to make it fair. Record the contestants to resolve any disputes and decide whether carbonated (fizzy) drinks are allowed.
- Drop grubby copper-plated coins into a range of fizzy drinks and leave them overnight to see what happens. Which brand has the most powerful cleaning properties?
- What qualifications and training do you need to become a dentist? You could quiz your dentist at your next check up! Ask before you have a mouthful of instruments!
- Some people sneeze because they are allergic to certain substances such as pollen or house dust mites. Survey your friends and family and find out if anyone you know has an allergy. How will you record the information?
- Try a new food or a drink that you have never tasted before. What do you like or dislike about its taste and texture?





Blue Abyss



Select task(s) from the list below to complete for your

family fun homework project.

Homework due: 2 weeks after the start of term.

- Why is the ocean blue? Go on... find out!
- How many amazing shark facts can you find? Build them into a PowerPoint presentation to show the rest of the class. Remember to include images and perhaps some video clips too.
- Write a 'True or False' quiz with fascinating facts about creatures and plants under the sea.
- Create Top Trumps-style fact cards about creatures of the Great Barrier Reef.
- Create a picture dictionary of plants and creatures of the ocean.
- Visit your local library and find non-fiction books about the oceans and seas. Use them to find out about sea creatures of the world. Look for information using contents, glossary and index pages. Write down any new facts you have learnt and share them with your class.
- Use the web with an adult to find out about famous undersea explorers, such as Robert Ballard, Sylvia Earle, William Beebe and James Cameron. Record your information to share with the class
- Draw the view of the ocean you might see if looking through the window of a submersible.
- Design an 'Under the Sea' board game. What creatures might your counters represent?
- Write a story about a diver's exploration of a coral reef.
- Learn The Beatles' song, 'Yellow Submarine', and write a new verse of your own.
- Write a poem about the creatures living in the blue abyss. It might be an acrostic, shape, haiku, cinquain or free verse poem.
- Research how to scuba dive and write a set of instructions for a new diver.
- Make a tourist leaflet for people visiting Australia's Great Barrier Reef.





Road Trip USA!



Select task(s) from the list below to complete for your family

fun homework

Homework due: 2 weeks after the start of term.

- Research, using online sources, to create a timeline of Native American history. Decide which events are most important and write a caption to go with each date and explain what is happening.
- Native American symbols can vary in meaning from one tribe to another and across different regions. Symbols were used for a variety of reasons and are depicted on numerous objects. What can you find out about this mysterious language?
- Find out about the Battle of Little Big Horn. Why is it such an important historic event?
- What were the Beaver Wars? Write a historical account that includes who fought, why beaver fur was so important and what happened.
- There have been many US Presidents over the last 100 years. How many can you find? Write a short biography about one of them.
- Write a speech for a tribal chief to make to his tribe. It could be to get them ready to fight a gainst another tribe, or to announce a forthcoming marriage.
- Create an advertisement to sell the cupboard that makes toys come to life in the story 'The Indian in the Cupboard' by Lynne Reid Banks.
- Make a playlist of different American songs you could listen to on your road trip. Make sure you have a song from a range of genres, such as blues, jazz, country, rock, hip hop, rock and roll.
- Plan a second road trip, this time around South America. Plan your route on a digital map and write an itinerary.
- Help prepare a United States-themed evening meal by writing a shopping list for parents and carers. Report back to others using video or photographic evidence! What did you have to eat?
- Research the significance of words and phrases such as harmony, nature, spirit, natural, soul, force of nature, orenda, dream and vision to the Iroquois culture. Use drawings, photographs and text create a digital presentation to record and share your findings.



to