



Please do not print me!

Remember to print from page 2 to avoid wasting paper and ink.
If you do find me, then visit [twinkl.co.uk](https://www.twinkl.co.uk) to find out why **millions of educators** worldwide love twinkl.

A brief word about copyright...

By downloading this resource, you agree to the following:



You may use this resource for personal and/or classroom use only.

In order to support us, we ask that you always acknowledge www.twinkl.co.uk as the source of the resource. **If you love these resources, why not let others know about Twinkl?**



You must not reproduce or share this resource with others in any form. They are more than welcome to download the resource directly from us.

You must not host or in any other way share our resources directly with others, without our prior written permission.


We also ask that this product is not used for commercial purposes and also that you do not alter the digital versions of our products in any way.

Thank you for downloading!

Twinkl Educational Publishing. Your first choice for easy to use, trusted and high quality teaching materials for educators and parents worldwide - professionally crafted materials with a personal touch.

[twinkl.co.uk](https://www.twinkl.co.uk)

Year 3 Maths Number and Place Value Workbook - Answers



Home Learning Year 3 Maths Workbook Pack

Year 3 Programme of Study – Number and Place Value

Statutory Requirements	Worksheet	Page Number	vNotes
Count from 0 in multiples of 4, 8, 50 and 100; find 10 or 100 more or less than a given number	Counting in 4s, 8s, 50s and 100s worksheet. 10 More 10 Less Worksheet 100 More 100 Less Robots Activity Sheets 1, 2 and 3	3 - 8	
Recognise the place value of each digit in a three-digit number (hundreds, tens, ones)	Maths Magician Partitioning Worksheet Hundreds, Tens and Units Hundreds and Ones Number Partitioning Worksheet	9 - 12	
Compare and order numbers up to 1000	Ordering Numbers to 1000 Worksheet 1 and 2	13 - 14	
Identify, represent and estimate numbers using different representations	Estimate Addition Calculations Worksheet Estimate Subtraction Calculation Worksheet Estimate Money Calculations Worksheet Representing Numbers Using Base 10 Estimate on 0-1000 Number Line Worksheet Estimate on Different Number Lines Worksheet	15 - 20	
Read and write numbers up to 1000 in numerals and in words	Writing Numbers in Words	21 – 23	
Solve number problems and practical problems involving these ideas.	Estimation Reading Speedometers Solving Number Problems Using Number Representation	24 - 27	

twinkl.co.uk

Counting in 4s, 8s, 50s and 100s

Complete the following sequences:

a) 4 8 12 16 20 24

f) 72 64 56 48 40 32

b) 64 56 48 40 32 24

g) 350 400 450 500 550 600

c) 50 100 150 200 250 300

h) 1100 1000 900 800 700 600

d) 900 800 700 600 500 400

i) 92 88 84 80 76 72

e) 56 60 64 68 72 76

j) 80 88 96 104 112 120

Continue the following sequences:

k) 4 8 12 16 20 24 28 32 36 40 44 48 52 56

l) 8 16 24 32 40 48 56 64 72 80 88 96 104 112

m) 50 100 150 200 250 300 350 400 450 500 550 600 650 700

n) 100 200 300 400 500 600 700 800 900 1000 1100 1200 1300 1400

o) 80 84 88 92 96 100 104 108 112 116 120 124 128 132

p) 1250 1200 1150 1100 1050 1000 950 900 850 800 750 700 650

q) 144 136 128 120 112 104 96 88 80 72 64 56 48 40

r) 1500 1400 1300 1200 1100 1000 900 800 700 600 500 400 300

s) 124 120 116 112 108 104 100 96 92 88 84 80 76 72

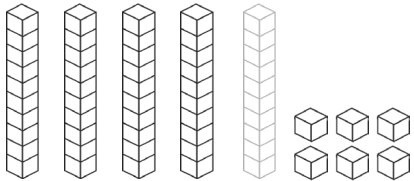
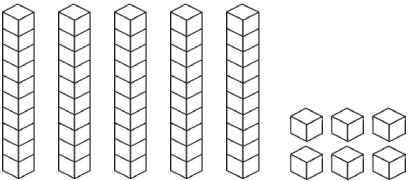
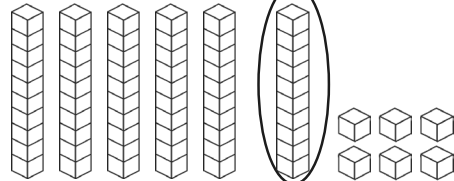


Challenge

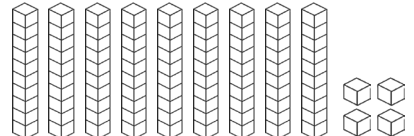

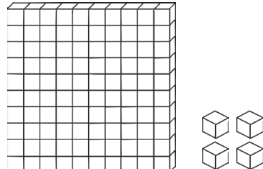
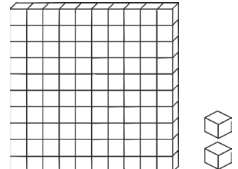
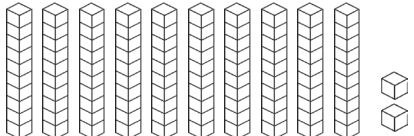
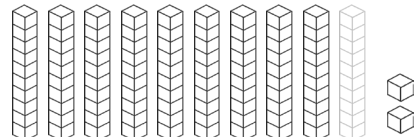
Explain the relationship between counting in 4s and 8s and compare this to the relationship between counting in 50s and 100s.

10 More and 10 Less Worksheet

Adding or subtracting 10 can be done by representing or imagining a number as hundreds, tens and units and simply adding or removing one of the tens e.g.

		
$56 - 10 = 46$	56	$56 + 10 = 66$

Sometimes you will make a new hundred or need to break a hundred down into tens to be able to do this. e.g.

<p>94</p> 	<p>94 + 10</p> 	<p>94 + 10 = 104</p>  <p>10 lots of 10 = 100 so a new 100 is made.</p>
<p>102</p> 	<p>102 - 10</p> <p>We need to work with 10s so we break the hundred down into 10 lots of 10.</p> 	<p>102 - 10 = 92</p> <p>Then we can take one away.</p> 

1. Try these. Draw the hundreds, tens and units if you wish.

1. $43 - 10 = 33$

2. $27 + 10 = 37$

3. $59 - 10 = 49$

4. $38 + 10 = 48$

5. $97 + 10 = 107$

6. $107 - 10 = 97$

7. $153 + 10 = 163$

8. $195 + 10 = 205$

1. Try these. Draw the hundreds, tens and units if you wish.

2. Can you fill in the missing numbers in these pieces snipped from number squares?

Don't forget you can have number squares that are bigger than 0-100

1.

	36	
45	46	47
	56	

2.

	7	
16	17	18
	27	

3.

	53	
62	63	64
	73	

4.

	42	
51	52	53
	62	

5.

	88	
97	98	99
	108	

6.

	93	
102	103	104
	113	

7.

	126	
135	136	137
	146	

8.

	184	
193	194	195
	204	

3. Look at the amounts these children have saved. How much would they have if they spent £10 or if they saved £10 more?

1.

- £10	£37	+ £10

2.

£3	£13	£23

3.

£38	£48	£58

4.

£83	£93	£103

5.

£99	£109	£119

6.

£121	£131	£141

7.

£0	£10	£20










8.

£188	£198	£208

100 More 100 Less Worksheet 1

Can you find 100 more than and 100 less than the number in the robot's tummy?










E.g.



100 More 100 Less Worksheet 2

Can you find 100 more than and 100 less than the number in the robot's tummy?










E.g.




100 More 100 Less Worksheet 3

Can you find 100 more than and 100 less than the number in the robot's tummy?

E.g.




Maths Magician Partitioning Worksheet Hundreds, Tens and Units




Can you put these numbers into hundreds, tens and units?

For example:


$$438 =$$




$$529 =$$




$$296 =$$




$$381 =$$



$$173 =$$



$$945 =$$



Number Partitioning Worksheet 1

1. $\begin{array}{|c|c|} \hline 4 & 7 \\ \hline \end{array} = \begin{array}{|c|} \hline 40 \\ \hline \end{array} + \begin{array}{|c|} \hline 7 \\ \hline \end{array}$

2. $\begin{array}{|c|c|} \hline 5 & 6 \\ \hline \end{array} = \begin{array}{|c|} \hline 50 \\ \hline \end{array} + \begin{array}{|c|} \hline 6 \\ \hline \end{array}$

3. $\begin{array}{|c|c|} \hline 7 & 2 \\ \hline \end{array} = \begin{array}{|c|} \hline 70 \\ \hline \end{array} + \begin{array}{|c|} \hline 2 \\ \hline \end{array}$

4. $\begin{array}{|c|c|} \hline 3 & 4 \\ \hline \end{array} = \begin{array}{|c|} \hline 30 \\ \hline \end{array} + \begin{array}{|c|} \hline 4 \\ \hline \end{array}$

5. $\begin{array}{|c|c|} \hline 4 & 5 \\ \hline \end{array} = \begin{array}{|c|} \hline 40 \\ \hline \end{array} + \begin{array}{|c|} \hline 5 \\ \hline \end{array}$

6. $\begin{array}{|c|c|} \hline 1 & 1 \\ \hline \end{array} = \begin{array}{|c|} \hline 10 \\ \hline \end{array} + \begin{array}{|c|} \hline 1 \\ \hline \end{array}$

7. $\begin{array}{|c|c|} \hline 1 & 0 \\ \hline \end{array} = \begin{array}{|c|} \hline 10 \\ \hline \end{array} + \begin{array}{|c|} \hline 0 \\ \hline \end{array}$

8. $\begin{array}{|c|c|} \hline 9 & 9 \\ \hline \end{array} = \begin{array}{|c|} \hline 90 \\ \hline \end{array} + \begin{array}{|c|} \hline 9 \\ \hline \end{array}$

9. $\begin{array}{|c|c|c|} \hline 2 & 5 & 3 \\ \hline \end{array} = \begin{array}{|c|} \hline 200 \\ \hline \end{array} + \begin{array}{|c|} \hline 50 \\ \hline \end{array} + \begin{array}{|c|} \hline 3 \\ \hline \end{array}$

10. $\begin{array}{|c|c|c|} \hline 1 & 4 & 6 \\ \hline \end{array} = \begin{array}{|c|} \hline 100 \\ \hline \end{array} + \begin{array}{|c|} \hline 40 \\ \hline \end{array} + \begin{array}{|c|} \hline 6 \\ \hline \end{array}$

11. $\begin{array}{|c|c|c|} \hline 9 & 2 & 9 \\ \hline \end{array} = \begin{array}{|c|} \hline 900 \\ \hline \end{array} + \begin{array}{|c|} \hline 20 \\ \hline \end{array} + \begin{array}{|c|} \hline 9 \\ \hline \end{array}$

12. $\begin{array}{|c|c|c|} \hline 7 & 2 & 8 \\ \hline \end{array} = \begin{array}{|c|} \hline 700 \\ \hline \end{array} + \begin{array}{|c|} \hline 20 \\ \hline \end{array} + \begin{array}{|c|} \hline 8 \\ \hline \end{array}$

Number Partitioning Worksheet 2

1. $\begin{array}{|c|c|c|} \hline 5 & 5 & 5 \\ \hline \end{array} = \begin{array}{|c|} \hline 500 \\ \hline \end{array} + \begin{array}{|c|} \hline 50 \\ \hline \end{array} + \begin{array}{|c|} \hline 5 \\ \hline \end{array}$

2. $\begin{array}{|c|c|c|} \hline 6 & 3 & 2 \\ \hline \end{array} = \begin{array}{|c|} \hline 600 \\ \hline \end{array} + \begin{array}{|c|} \hline 30 \\ \hline \end{array} + \begin{array}{|c|} \hline 2 \\ \hline \end{array}$

3. $\begin{array}{|c|c|c|} \hline 2 & 1 & 1 \\ \hline \end{array} = \begin{array}{|c|} \hline 200 \\ \hline \end{array} + \begin{array}{|c|} \hline 10 \\ \hline \end{array} + \begin{array}{|c|} \hline 1 \\ \hline \end{array}$

4. $\begin{array}{|c|c|c|} \hline 8 & 2 & 3 \\ \hline \end{array} = \begin{array}{|c|} \hline 800 \\ \hline \end{array} + \begin{array}{|c|} \hline 20 \\ \hline \end{array} + \begin{array}{|c|} \hline 3 \\ \hline \end{array}$

5. $\begin{array}{|c|c|c|} \hline 1 & 2 & 9 \\ \hline \end{array} = \begin{array}{|c|} \hline 100 \\ \hline \end{array} + \begin{array}{|c|} \hline 20 \\ \hline \end{array} + \begin{array}{|c|} \hline 9 \\ \hline \end{array}$

6. $\begin{array}{|c|c|c|} \hline 5 & 1 & 2 \\ \hline \end{array} = \begin{array}{|c|} \hline 500 \\ \hline \end{array} + \begin{array}{|c|} \hline 10 \\ \hline \end{array} + \begin{array}{|c|} \hline 2 \\ \hline \end{array}$

7. $\begin{array}{|c|c|c|} \hline 6 & 5 & 5 \\ \hline \end{array} = \begin{array}{|c|} \hline 600 \\ \hline \end{array} + \begin{array}{|c|} \hline 50 \\ \hline \end{array} + \begin{array}{|c|} \hline 5 \\ \hline \end{array}$

8. $\begin{array}{|c|c|c|} \hline 8 & 4 & 0 \\ \hline \end{array} = \begin{array}{|c|} \hline 800 \\ \hline \end{array} + \begin{array}{|c|} \hline 40 \\ \hline \end{array} + \begin{array}{|c|} \hline 0 \\ \hline \end{array}$

9. $\begin{array}{|c|c|c|} \hline 1 & 5 & 4 \\ \hline \end{array} = \begin{array}{|c|} \hline 100 \\ \hline \end{array} + \begin{array}{|c|} \hline 50 \\ \hline \end{array} + \begin{array}{|c|} \hline 4 \\ \hline \end{array}$

10. $\begin{array}{|c|c|c|} \hline 9 & 7 & 4 \\ \hline \end{array} = \begin{array}{|c|} \hline 900 \\ \hline \end{array} + \begin{array}{|c|} \hline 70 \\ \hline \end{array} + \begin{array}{|c|} \hline 4 \\ \hline \end{array}$

11. $\begin{array}{|c|c|c|} \hline 7 & 7 & 0 \\ \hline \end{array} = \begin{array}{|c|} \hline 700 \\ \hline \end{array} + \begin{array}{|c|} \hline 70 \\ \hline \end{array} + \begin{array}{|c|} \hline 0 \\ \hline \end{array}$

12. $\begin{array}{|c|c|c|} \hline 8 & 2 & 1 \\ \hline \end{array} = \begin{array}{|c|} \hline 800 \\ \hline \end{array} + \begin{array}{|c|} \hline 20 \\ \hline \end{array} + \begin{array}{|c|} \hline 1 \\ \hline \end{array}$

Number Partitioning Worksheet 3

1. $\begin{array}{|c|c|c|} \hline 1 & 2 & 4 & 7 \\ \hline \end{array} = \begin{array}{|c|} \hline 1000 \\ \hline \end{array} + \begin{array}{|c|} \hline 200 \\ \hline \end{array} + \begin{array}{|c|} \hline 40 \\ \hline \end{array} + \begin{array}{|c|} \hline 7 \\ \hline \end{array}$

2. $\begin{array}{|c|c|c|c|} \hline 2 & 3 & 5 & 2 \\ \hline \end{array} = \begin{array}{|c|} \hline 2000 \\ \hline \end{array} + \begin{array}{|c|} \hline 300 \\ \hline \end{array} + \begin{array}{|c|} \hline 50 \\ \hline \end{array} + \begin{array}{|c|} \hline 2 \\ \hline \end{array}$

3. $\begin{array}{|c|c|c|c|} \hline 4 & 2 & 8 & 5 \\ \hline \end{array} = \begin{array}{|c|} \hline 4000 \\ \hline \end{array} + \begin{array}{|c|} \hline 200 \\ \hline \end{array} + \begin{array}{|c|} \hline 80 \\ \hline \end{array} + \begin{array}{|c|} \hline 5 \\ \hline \end{array}$

4. $\begin{array}{|c|c|c|c|} \hline 3 & 4 & 6 & 2 \\ \hline \end{array} = \begin{array}{|c|} \hline 3000 \\ \hline \end{array} + \begin{array}{|c|} \hline 400 \\ \hline \end{array} + \begin{array}{|c|} \hline 60 \\ \hline \end{array} + \begin{array}{|c|} \hline 2 \\ \hline \end{array}$

5. $\begin{array}{|c|c|c|c|} \hline 1 & 4 & 5 & 6 \\ \hline \end{array} = \begin{array}{|c|} \hline 1000 \\ \hline \end{array} + \begin{array}{|c|} \hline 400 \\ \hline \end{array} + \begin{array}{|c|} \hline 50 \\ \hline \end{array} + \begin{array}{|c|} \hline 6 \\ \hline \end{array}$

6. $\begin{array}{|c|c|c|c|c|} \hline 1 & 1 & 1 & 1 & 1 \\ \hline \end{array} = \begin{array}{|c|} \hline 1000 \\ \hline \end{array} + \begin{array}{|c|} \hline 100 \\ \hline \end{array} + \begin{array}{|c|} \hline 10 \\ \hline \end{array} + \begin{array}{|c|} \hline 1 \\ \hline \end{array}$

7. $\begin{array}{|c|c|c|c|} \hline 6 & 7 & 3 & 5 \\ \hline \end{array} = \begin{array}{|c|} \hline 6000 \\ \hline \end{array} + \begin{array}{|c|} \hline 700 \\ \hline \end{array} + \begin{array}{|c|} \hline 30 \\ \hline \end{array} + \begin{array}{|c|} \hline 5 \\ \hline \end{array}$

8. $\begin{array}{|c|c|c|c|} \hline 9 & 5 & 6 & 3 \\ \hline \end{array} = \begin{array}{|c|} \hline 9000 \\ \hline \end{array} + \begin{array}{|c|} \hline 500 \\ \hline \end{array} + \begin{array}{|c|} \hline 60 \\ \hline \end{array} + \begin{array}{|c|} \hline 3 \\ \hline \end{array}$

9. $\begin{array}{|c|c|c|c|} \hline 8 & 2 & 5 & 3 \\ \hline \end{array} = \begin{array}{|c|} \hline 8000 \\ \hline \end{array} + \begin{array}{|c|} \hline 200 \\ \hline \end{array} + \begin{array}{|c|} \hline 50 \\ \hline \end{array} + \begin{array}{|c|} \hline 3 \\ \hline \end{array}$

10. $\begin{array}{|c|c|c|c|} \hline 9 & 1 & 4 & 6 \\ \hline \end{array} = \begin{array}{|c|} \hline 9000 \\ \hline \end{array} + \begin{array}{|c|} \hline 100 \\ \hline \end{array} + \begin{array}{|c|} \hline 40 \\ \hline \end{array} + \begin{array}{|c|} \hline 6 \\ \hline \end{array}$

11. $\begin{array}{|c|c|c|c|} \hline 1 & 0 & 2 & 9 \\ \hline \end{array} = \begin{array}{|c|} \hline 1000 \\ \hline \end{array} + \begin{array}{|c|} \hline 0 \\ \hline \end{array} + \begin{array}{|c|} \hline 20 \\ \hline \end{array} + \begin{array}{|c|} \hline 9 \\ \hline \end{array}$

12. $\begin{array}{|c|c|c|c|} \hline 3 & 7 & 2 & 8 \\ \hline \end{array} = \begin{array}{|c|} \hline 3000 \\ \hline \end{array} + \begin{array}{|c|} \hline 700 \\ \hline \end{array} + \begin{array}{|c|} \hline 20 \\ \hline \end{array} + \begin{array}{|c|} \hline 8 \\ \hline \end{array}$

Ordering Numbers to 1000 Worksheet 1

Fill in the spaces below with the numbers in order from smallest to largest.

21 26 12 16 29

A row of five stars. Above each star is a number, and inside each star is a different number. From left to right: a star with '21' above and '12' inside; a star with '26' above and '16' inside; a star with '12' above and '21' inside; a star with '16' above and '26' inside; a star with '29' above and '29' inside.

76 66 17

A row of five clouds. Above each cloud is a number, and inside each cloud is a different number. From left to right: a cloud with '76' above and '17' inside; a cloud with '67' above and '66' inside; a cloud with '66' above and '67' inside; a cloud with '77' above and '76' inside; a cloud with '17' above and '77' inside.

48 49 94

A row of five hearts. Above each heart is a number, and inside each heart is a different number. From left to right: a heart with '48' above and '44' inside; a heart with '49' above and '48' inside; a heart with '44' above and '49' inside; a heart with '94' above and '84' inside; a heart with '84' above and '94' inside.

16 61 18 81 14






A row of five rounded rectangles. Above each rectangle is a number, and inside each rectangle is a different number. From left to right: a rectangle with '16' above and '14' inside; a rectangle with '61' above and '16' inside; a rectangle with '18' above and '18' inside; a rectangle with '81' above and '61' inside; a rectangle with '14' above and '81' inside.





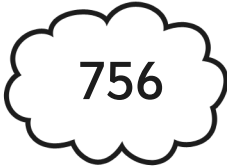
720 270 170 710 210

A row of five circles. Above each circle is a number, and inside each circle is a different number. From left to right: a circle with '720' above and '170' inside; a circle with '270' above and '210' inside; a circle with '170' above and '270' inside; a circle with '710' above and '710' inside; a circle with '210' above and '720' inside.






Ordering Numbers to 1000 Worksheet 2






Fill in the spaces below with the numbers in order from smallest to largest.

212	221	202	201	222
				

675	576	567	657	756
				

902	912	921	919	909
				

612	621	532	602	512
				

369	936	963	396	693
				

Estimating Addition Calculations

<p>1. Which of these calculations give an answer of about 50?</p> <p><input checked="" type="radio"/> $34 + 17$</p> <p><input type="radio"/> $13 + 45$</p> <p><input type="radio"/> $28 + 31$</p> <p><input type="radio"/> $45 + 18$</p>	<p>2. Which of these calculations give an answer of about 60?</p> <p><input checked="" type="radio"/> $37 + 23$</p> <p><input type="radio"/> $31 + 16$</p> <p><input type="radio"/> $17 + 53$</p> <p><input type="radio"/> $39 + 29$</p>	<p>3. Which of these calculations give an answer of about 80?</p> <p><input type="radio"/> $72 + 25$</p> <p><input checked="" type="radio"/> $47 + 31$</p> <p><input type="radio"/> $29 + 32$</p> <p><input type="radio"/> $35 + 27$</p>	<p>4. Which of these calculations give an answer of about 100?</p> <p><input type="radio"/> $87 + 26$</p> <p><input type="radio"/> $14 + 98$</p> <p><input checked="" type="radio"/> $82 + 17$</p> <p><input type="radio"/> $45 + 67$</p>	<p>5. Which of these calculations give an answer of about 120?</p> <p><input type="radio"/> $84 + 23$</p> <p><input checked="" type="radio"/> $46 + 76$</p> <p><input type="radio"/> $98 + 32$</p> <p><input type="radio"/> $53 + 56$</p>
<p>6. Which of these calculations give an answer of about 150?</p> <p><input checked="" type="radio"/> $76 + 77$</p> <p><input type="radio"/> $63 + 76$</p> <p><input type="radio"/> $125 + 41$</p> <p><input type="radio"/> $95 + 43$</p>	<p>7. Which of these calculations give an answer of about 200?</p> <p><input type="radio"/> $120 + 60$</p> <p><input type="radio"/> $50 + 180$</p> <p><input checked="" type="radio"/> $130 + 70$</p> <p><input type="radio"/> $140 + 160$</p>	<p>8. Which of these calculations give an answer of about 300?</p> <p><input type="radio"/> $150 + 175$</p> <p><input checked="" type="radio"/> $205 + 90$</p> <p><input type="radio"/> $105 + 175$</p> <p><input checked="" type="radio"/> $75 + 220$</p>	<p>9. Which of these calculations give an answer of about 400?</p> <p><input type="radio"/> $234 + 129$</p> <p><input type="radio"/> $294 + 213$</p> <p><input checked="" type="radio"/> $301 + 102$</p> <p><input type="radio"/> $241 + 156$</p>	<p>10. Which of these calculations give an answer of about 110?</p> <p><input checked="" type="radio"/> $87 + 26$</p> <p><input checked="" type="radio"/> $14 + 98$</p> <p><input type="radio"/> $82 + 17$</p> <p><input checked="" type="radio"/> $45 + 67$</p>
<p>11. Which of these calculations give an answer of about 250?</p> <p><input type="radio"/> $124 + 221$</p> <p><input checked="" type="radio"/> $113 + 135$</p> <p><input type="radio"/> $26 + 231$</p> <p><input type="radio"/> $175 + 55$</p>	<p>12. Which of these calculations give an answer of about 350?</p> <p><input checked="" type="radio"/> $237 + 114$</p> <p><input type="radio"/> $290 + 98$</p> <p><input type="radio"/> $104 + 216$</p> <p><input type="radio"/> $98 + 228$</p>	<p>13. Which of these calculations give an answer of about 500?</p> <p><input type="radio"/> $245 + 275$</p> <p><input type="radio"/> $135 + 450$</p> <p><input type="radio"/> $285 + 180$</p> <p><input checked="" type="radio"/> $345 + 160$</p>	<p>14. Which of these calculations give an answer of about 750?</p> <p><input checked="" type="radio"/> $534 + 220$</p> <p><input type="radio"/> $235 + 480$</p> <p><input type="radio"/> $150 + 563$</p> <p><input type="radio"/> $378 + 330$</p>	<p>15. Which of these calculations give an answer of about 1000?</p> <p><input type="radio"/> $901 + 156$</p> <p><input type="radio"/> $139 + 786$</p> <p><input checked="" type="radio"/> $456 + 553$</p> <p><input checked="" type="radio"/> $782 + 214$</p>


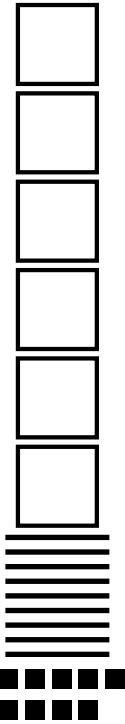
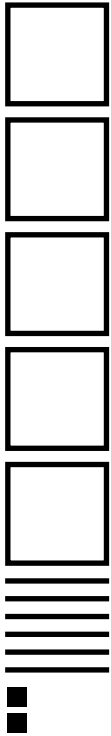
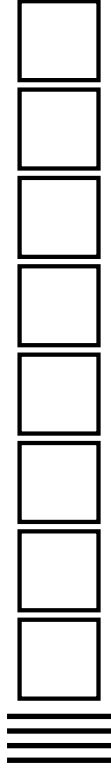
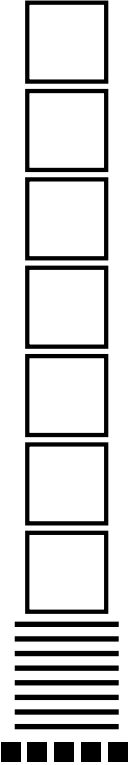
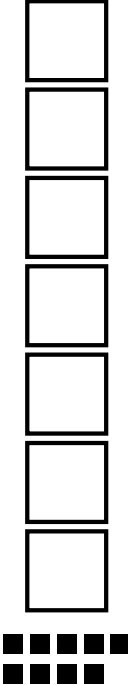

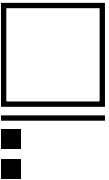
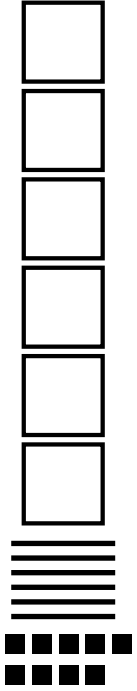
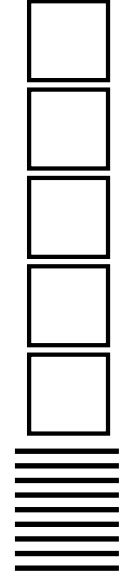

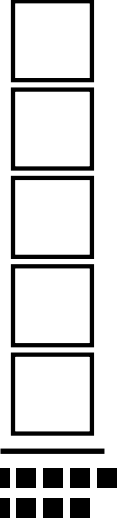


Estimating Subtraction Calculations

<p>1. Which of these calculations give an answer of about 10?</p> <p>34 - 23</p> <p>65 - 45 27 - 12 98 - 77</p>	<p>2. Which of these calculations give an answer of about 20?</p> <p>45 - 18 39 - 29 37 - 16 31 - 17</p>	<p>3. Which of these calculations give an answer of about 30?</p> <p>92 - 54 31 - 12 115 - 76 76 - 47</p>	<p>4. Which of these calculations give an answer of about 40?</p> <p>77 - 26 114 - 98 87 - 46 45 - 17</p>	<p>5. Which of these calculations give an answer of about 50?</p> <p>84 - 23 124 - 76 98 - 32 53 - 11</p>
<p>6. Which of these calculations give an answer of about 60?</p> <p>76 - 17</p> <p>63 - 11 125 - 54 95 - 43</p>	<p>7. Which of these calculations give an answer of about 70?</p> <p>120 - 60 250 - 180 130 - 70 200 - 160</p>	<p>8. Which of these calculations give an answer of about 80?</p> <p>150 - 75 205 - 120 220 - 150 300 - 220</p>	<p>9. Which of these calculations give an answer of about 90?</p> <p>234 - 129 294 - 213 301 - 102 241 - 153</p>	<p>10. Which of these calculations give an answer of about 100?</p> <p>324 - 221</p> <p>113 - 35 226 - 31 175 - 55</p>
<p>11. Which of these calculations give an answer of about 150?</p> <p>237 - 114 290 - 98 404 - 216 380 - 228</p>	<p>12. Which of these calculations give an answer of about 200?</p> <p>490 - 265 431 - 239 835 - 670 496 - 267</p>	<p>13. Which of these calculations give an answer of about 250?</p> <p>345 - 98</p> <p>513 - 245 268 - 31 459 - 181</p>	<p>14. Which of these calculations give an answer of about 350?</p> <p>934 - 627 513 - 135 428 - 231 465 - 112</p>	<p>15. Which of these calculations give an answer of about 500?</p> <p>934 - 427</p> <p>613 - 145 728 - 231 1045 - 518</p>

Estimating Money Calculations

<p>1. Which of these calculations give an answer of about 20p?</p> <p>11p + 17p <input checked="" type="radio"/> 6p + 15p 5p + 9p 12p + 18p</p>	<p>2. Which of these calculations give an answer of about 30p?</p> <p><input checked="" type="radio"/> 17p + 16p 21p + 14p 19p + 21p 23p + 17p</p>	<p>3. Which of these calculations give an answer of about 40p?</p> <p>22p + 25p 31p + 21p 29p + 27p <input checked="" type="radio"/> 14p + 27p</p>	<p>4. Which of these calculations give an answer of about 50p?</p> <p><input checked="" type="radio"/> 27p + 26p 14p + 28p 35p + 26p 41p + 18p</p>	<p>5. Which of these calculations give an answer of about 25p?</p> <p>8p + 23p 10p + 9p <input checked="" type="radio"/> 17p + 10p 11p + 22p</p>
<p>6. Which of these calculations give an answer of about 75p?</p> <p><input checked="" type="radio"/> 7p + 70p <input checked="" type="radio"/> 50p + 24p 18p + 41p 42p + 43p</p>	<p>7. Which of these calculations give an answer of about £1?</p> <p>70p + 60p 50p + 40p <input checked="" type="radio"/> 30p + 70p 20p + £1</p>	<p>8. Which of these calculations give an answer of about £2?</p> <p>£1.50 + £1.25 <input checked="" type="radio"/> £1.05 + 90p £1.05 + £1.20 75p + £2.20</p>	<p>9. Which of these calculations give an answer of about £3?</p> <p>£2.34 + 29p <input checked="" type="radio"/> £1.45 + £1.53 <input checked="" type="radio"/> £2.01 + £1.02 £2.41 + £1.36</p>	<p>10. Which of these calculations give an answer of about £1.50?</p> <p><input checked="" type="radio"/> £1.24 + 35p £1 + 23p <input checked="" type="radio"/> 76p + 72p £0.75 + £0.55</p>
<p>11. Which of these calculations give an answer of about £2.50?</p> <p>£2.17 + £1.14 90p + 98p £1.02 + £1.16 <input checked="" type="radio"/> 76p + £1.78</p>	<p>12. Which of these calculations give an answer of about £3.50?</p> <p><input checked="" type="radio"/> £1.90 + £1.65 £3 + 29p £1.35 + £3.00 <input checked="" type="radio"/> 96p + £2.67</p>	<p>13. Which of these calculations give an answer of about £5?</p> <p>£1.23 + £2.75 £1.35 + £4.40 £2.75 + £1.90 <input checked="" type="radio"/> £4.45 + 60p</p>	<p>14. Which of these calculations give an answer of about £7.50?</p> <p>£3.20 + £2.30 £3.50 + £4.60 <input checked="" type="radio"/> £1.50 + £6.10 <input checked="" type="radio"/> £3.78 + £3.74</p>	<p>15. Which of these calculations give an answer of about £10?</p> <p>£9 + 40p £1.20 + £8.10 £3.60 + £4.50 <input checked="" type="radio"/> £7 + £3.10</p>

Representing Numbers Using Base 10

243		699	
562		840	
785		709	
391		112	
669		590	
402		519	
513		101	



Estimate on 0-1000 Number Line Worksheet

a) 459



b) 213



c) 987



d) 753



e) 289



f) 672



g) 31



h) 814

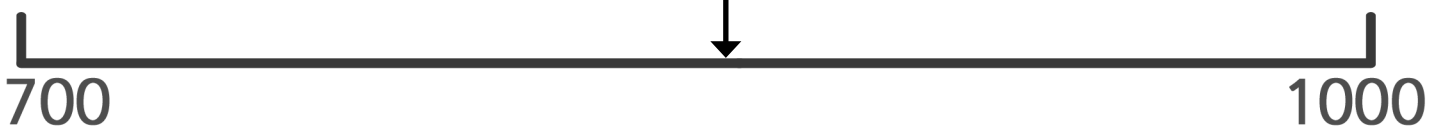


Estimate on Different Number Lines Worksheet

a) 743



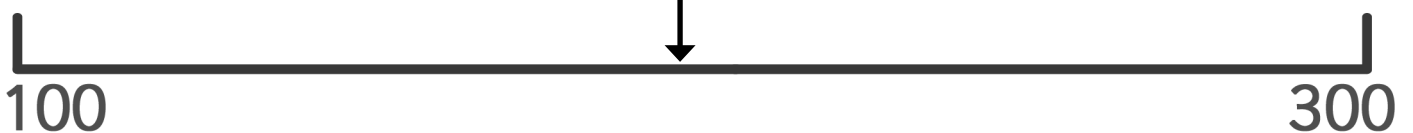
b) 857



c) 387



d) 198



e) 449



f) 576



g) 610



h) 841



i) 338



Writing Numbers in Words

Write the following numbers in words:

243	Two hundred and forty three
562	Five hundred and sixty two
785	Seven hundred and eighty five
391	Three hundred and ninety one
669	Six hundred and sixty nine
402	Four hundred and two
513	Five hundred and thirteen
699	Six hundred and ninety nine
840	Eight hundred and forty
709	Seven hundred and nine
112	One hundred and twelve
590	Five hundred and ninety
519	Five hundred and nineteen
101	One hundred and one

Writing Numbers in Words

Write the following words in numbers:

Three hundred and forty six	346
Six hundred and thirty nine	639
Nine hundred and thirteen	913
Seven hundred and twenty eight	728
Four hundred and six	406
Nine hundred and thirty	930
One hundred and four	104
Five hundred and thirty five	535
Two hundred and twenty two	222
Four hundred and sixty	460
Eight hundred and seventy eight	878
Nine hundred and ninety one	991
One hundred and ninety nine	199
Five hundred and fifteen	515

Writing Numbers in Words





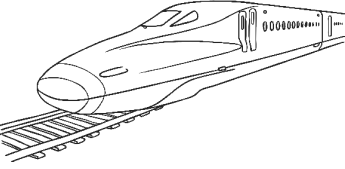


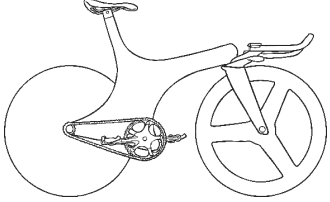
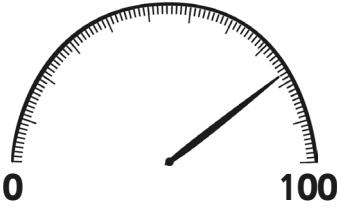

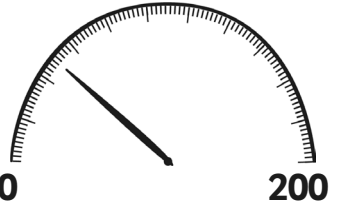
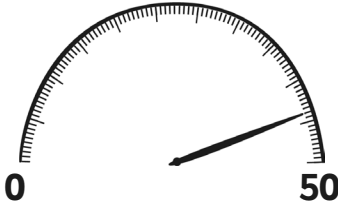




Write the following words into numbers and numbers into words.

Five hundred and sixty one	561
Nine hundred and two	902
Two hundred and fourteen	214
Six hundred and fifty nine	659
Three hundred and twenty seven	327
Four hundred and twelve	412
Eight hundred and eight	808
Eight hundred and eighty	880
Six hundred and sixty	660
Six hundred and sixteen	616
Seven hundred and seventy nine	779
Three hundred and thirty seven	337
Eight hundred and nineteen	819
Seven hundred and forty	740

Estimation – Reading Speedometers

Estimation can be useful in real life situations. Be useful and apply your estimation skills to these situations.





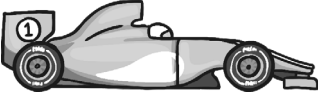
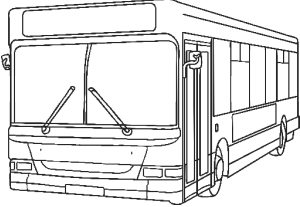




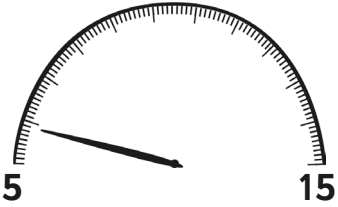
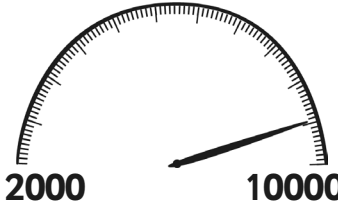




Look at the speed limit signs and the speedometers. Is the driver going **Too Fast!** or **Driving Safely?** The first one is done for you.

1.	2.	3.	4.
			
			
			
Estimated Speed	Estimated Speed	Estimated Speed	Estimated Speed
			
Driving Safely	Driving Safely	Driving Safely	Too Fast!

Estimation – Reading Speedometers

Estimation can be useful in real life situations. Be useful and apply your estimation skills to these situations.

Look at the speed limit signs and the speedometers. Is the driver going **Too Fast!** or **Driving Safely?** The first one is done for you.

1.	2.	3.	4.
			
			
			
Estimated Speed	Estimated Speed	Estimated Speed	Estimated Speed
			
Too Fast!	Driving safely	Driving safely	Too Fast!

Solving Number Problems Using Number Representation

For each of the problems below, begin by representing the number in the place value chart then complete the calculation by adding or subtracting from the appropriate column.

E.g. The Jones family have 56 fish.

Represent 56 in the chart by using dots or base 10 bars.

Hundreds	Tens	Units

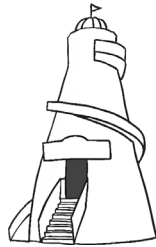
Then read the rest of the question and add or cross out the extra dots or bars needed.

They buy 10 more. How many do they have altogether?

Don't forget to make a new hundred if you have 10 dots or bars in the tens column.

1. 76 people have attended the School Summer Fayre.

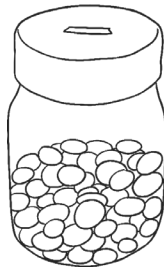
If 10 go home, how many are left?



Hundreds	Tens	Units	Answer
			66

2. Raj has saved £49.

His grandmother gives him £10. How much does he have altogether?



Hundreds	Tens	Units	Answer
			£59

3. Bilal collects stamps.
He has 326.

He buys a packet of 100 with his pocket money.
How many does he have now?



Hundreds	Tens	Units	Answer
			426

Solving Number Problems Using Number Representation

4. There are 97 guinea pigs in the zoo enclosure.

10 babies are born.
How many are there altogether?



Hundreds	Tens	Units	Answer
			107

5. Billy is playing a video game. He has scored 872 points.

He misses a jump and loses 100 points.


How many does he have now?



Hundreds	Tens	Units	Answer
			772

6. Freya collects 103 conkers.

She gives 10 of them to a friend. How many does she have left?



Hundreds	Tens	Units	Answer
			93

7. There are 372 children in the school.

When a nearby school closes, 110 more children join. How many pupils are there now?



Hundreds	Tens	Units	Answer
			482

8. A shark has 295 teeth.

It loses 110. How many does it have left?



Hundreds	Tens	Units	Answer
			185